



Manual vertical lathe

V-Turn Con • V-Turn Con D

For turning of extremely large work pieces

Cutting

Turning
CNC • Manual

Milling

Drilling/Boring


Grinding

Sawing

Fabricating




Perfect lubrication of the work table



Optional side toolholder



Faceplate



Standard configuration

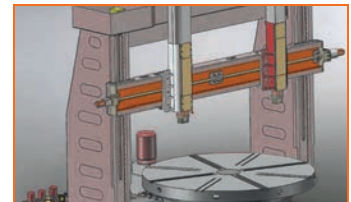

- ✓ 2-axis position display
- ✓ Foundation bolts
- ✓ Manual central lubrication
- ✓ Operating tools
- ✓ Insert chuck jaws
- ✓ Work light
- ✓ Manual

Optional configuration

- Partial enclosure
- Chucking device
- Oil/air cooler
- Horizontal tool carriage
- Minimum amount lubrication system



- Turning of work pieces with diameters up to Ø4000 mm (157")
- Manual tool turret as standard
- P5 Precision table bearing
- High quality HT300 cast iron
- Rigid machine design ensures long-lasting accuracy



Specifications	V-Turn Con								
		1250 4' swing	1600 5' swing	2000 6' swing	2600 8' swing	2500 D 8' swing	2800 D 9' swing	3100 D 10' swing	4000 D 13' swing
Max. workpiece diameter	mm	1250 (49")	1600 (63")	2000 (79")	2600 (102")	2500 (98")	2800 (110")	3100 (122")	4000 (157")
Table diameter	mm	1000 (39")	1400 (55")	1800 (71")		2250 (89")		2830 (111")	
Max. workpiece height	mm	1000 (39")	1200 (47")	1250 (49")		1600 (63")		2000 (79")	
Max. workpiece weight	kg	3200 (7,040 lbs)	5000 (11,000 lbs)	8000 (17,600 lbs)			10000 (22,000 lbs)		
Table speed	rpm	6.3–200	5–160	3.2–100			2–63		
Gear stages	steps	16							
Travel horizontal RAM 1	mm	700 (28")	915 (36")	1115 (44")	1500 (59")	1400 (55")	1600 (63")	1720 (68")	2150 (85")
Travel vertical RAM 1	mm	650 (26")	800 [opt. 1000] (31" [opt. 39"])	800 (31.5")	1000 (39.4")				1250 (49")
Travel horizontal RAM 2	mm					1400 (55")	1600 (63")	1720 (68")	2150 (85")
Travel vertical RAM 2	mm						1000 (39.4")		1250 (49")
Digital display		2 axis [opt. 3 or 4 axis]							
Motor power	kW	22 (30 Hp)	30 (40 Hp)		37 (50 Hp)	55 (73 Hp)			
Weight	kg	8000 (17,600 lbs)	12800 (28,160 lbs)	18200 (40,000 lbs)	26000 (57,200 lbs)	33000 (72,600 lbs)	38000 (83,600 lbs)	41000 (90,000 lbs)	50000 (110,000 lbs)
Item No.		1610141	1610141	1610142	1610143	1610144	1610145	1610146	1610147

*The above specifications are subject to change without prior notice. No liability for printing mistakes. Machine may be shown with optional equipment.