



Universal tool milling machine

T-Mill

Horizontal and vertical milling. 14x59" to 24x102"

- High-precision universal milling machine for tool making, short production runs and training
- Head swivels in two planes, so that the spindle is pivotable in every spatial angle
- High intrinsic weight with heavily ribbed cast frame allows for extremely high table load capacity
- Infinitely adjustable axis feed rates
- Ground and hardened gears ensure smooth running, even at high spindle speeds




Standard configuration

- Meehanite cast iron for heavy cutting operations
- Automatic lubrication
- Hardened and ground gears are made of CrMo
- Huron design milling head
- Automated milling cycles



Specifications		T-Mill				
		1000	1250	1600	2000	
		14" x 59"	16" x 71"	21" x 87"	24" x 102"	
Table dimensions (W/L)	mm	360x1500 (14x59")	400x1800 (16x71")	540x2200 (21x87")	600x2600 (24x102")	
Travels	X	mm	1000 (39")	1250 (49")	1600 (63")	2000 (79")
	Y	mm	540 (21")		710 (28") [opt. 760 (30")]	
	Z	mm	430 (17")	470 (18.5")	710 (28")	
Feed rate (X/Y/Z)		variable				
Work feed	X/Y	mm/min	16–1200 (0.6–47"/min)			
	Z	mm/min	8–450 (0.3–17"/min)			
Rapid traverse	X/Y	mm/min	2000 (78"/min)			
	Z	mm/min	700 (27"/min)			
T-slots	mm	18x4x80 (0.7x0.16x3")		18x6x80 (0.7x0.2x3")		
Max. table load	kg	800 (1,760 lbs)	1000 (2,200 lbs)	1500 (3,300 lbs)		
Spindle taper		SK 50				
Speeds	rpm	(12) 40–1750		(8) 120–1500		
Spindle-table distance (vertical)	mm	90–520 (3.5–20")	50–520 (2–20")	50–760 (2–30")		
Spindle-table distance (horizontal, with retainers)	mm	90–520 (3.5–20")	50–520 (2–20")	50–760 (2–30")		
Spindle-column distance (vertical)	mm	500 (20")		750 (29.5")		
Spindle-column distance (horizontal)	mm	500 (20")		750 (29.5")		
Main spindle motor	kW	5.5 (8 Hp)		11 (15 Hp)		
Feed motor (X/Y/Z)	kW	1.5 (2 Hp)		2 (3 Hp)	3.6 (5 Hp)	
Dimensions (L/W/H)	mm	2050x2535x1800 (81x100x71")	3000x2535x1830 (118x100x72")	2850x3060x2700 (112x120x106")	3000x3060x2700 (118x120x106")	
Weight	kg	2900 (6,380 lbs)	3200 (7,040 lbs)	6500 (14,300 lbs)	8100 (17,820 lbs)	
Item No.		6710050	6710051	6710052	6710053	

*The above specifications are subject to change without prior notice. No liability for printing mistakes. Machine may be shown with optional equipment.



Control panel

1. Coolant ON/OFF
2. Rapid
3. Utilization display (optional)
4. Longitudinal and cross feed
5. Z-axis feed
6. Spindle jog
7. Clockwise rotation spindle
8. Emergency STOP
9. Spindle STOP
10. Counter-clockwise rotating spindle
11. Feed potentiometer



3-axis digital readout (DRO) is included



Optional configuration:

- Horizontal milling attachment
- Work light
- Universal indexing head
- Swivel vise, 150 mm (6")
- Helical milling device
- 3-axis digital readout
- Hydraulic tool clamping system
- Electromagnetic spindle brake

*The above specifications are subject to change without prior notice. No liability for printing mistakes. Machine may be shown with optional equipment.